

STATE OF TRADE REPORT

November 2020

Country	2020 (f)		2021 (f)		Inflation (a)		Unemployment Rate		PMI (b)			
	2020 (f)	2021 (f)	Latest	Date	Latest	Date	Jul-20	Aug-20	Sep-20	Oct-20		
Austria	-5.4%	2.2%	1.5%	Nov-20	4.5%	Nov-20	52.8	51.0	51.7	54.0		
Belgium	-7.4%	6.5%	0.7%	Nov-20	5.2%	Sep-20	n/a	n/a	n/a	n/a		
Finland	-4.5%	2.6%	0.2%	Sep-20	7.6%	Sep-20	n/a	n/a	n/a	n/a		
France	-11.0%	7.0%	0.6%	Sep-20	9.5%	Sep-20	52.4	49.8	51.2	51.3		
Italy	-9.5%	5.4%	-0.5%	Oct-20	9.7%	Oct-20	51.9	53.1	53.2	53.8		
Netherlands	-9.4%		1.1%	Sep-20	4.4%	Sep-20	47.9	52.3	52.5	50.4		
Spain	-11.2%	7.2%	-0.9%	Oct-20	16.5%	Sep-20	53.5	49.9	50.8	52.5		
Switzerland	-3.8%	4.2%	-0.7%	Oct-20	4.6%	Jun-20	49.2	51.8	53.1	52.3		
Turkey	0.3%	5.8%	11.7%	Oct-20	13.4%	Jul-20	56.9	54.3	52.8	53.9		
U K	-10.3%	6.7%	0.5%	Sep-20	4.5%	Jul-20	53.3	55.2	54.1	53.7		
<i>Germany *</i>	<i>-5.3%</i>	<i>4.8%</i>	<i>-0.5%</i>	<i>Oct-20</i>	<i>4.5%</i>	<i>Sep-20</i>	<i>51.0</i>	<i>52.2</i>	<i>56.4</i>	<i>58.2</i>		
<i>Czechia *</i>	<i>-6.3%</i>	<i>5.7%</i>	<i>3.3%</i>	<i>Sep-20</i>	<i>2.8%</i>	<i>Sep-20</i>	<i>47.0</i>	<i>49.1</i>	<i>50.7</i>	<i>51.9</i>		
<i>Hungary *</i>	<i>-6.3%</i>	<i>5.3%</i>	<i>3.4%</i>	<i>Sep-20</i>	<i>4.4%</i>	<i>Aug-20</i>	<i>51.1</i>	<i>52.3</i>	<i>48.8</i>	<i>50.1</i>		
<i>Poland *</i>	<i>-3.0%</i>	<i>4.4%</i>	<i>3.8%</i>	<i>Sep-20</i>	<i>3.1%</i>	<i>Sep-20</i>	<i>52.8</i>	<i>50.6</i>	<i>50.8</i>	<i>50.8</i>		
<i>Sweden *</i>	<i>-4.2%</i>	<i>3.7%</i>	<i>0.6%</i>	<i>Sep-20</i>	<i>9.2%</i>	<i>Sep-20</i>	<i>51.4</i>	<i>53.8</i>	<i>55.3</i>	<i>58.2</i>		

a Inflation:

b PMI:

Data in italics is taken from published sources

Netherlands GDP is for 2nd quarter of 2020

* GDP forecasts for these countries correct at 23rd October

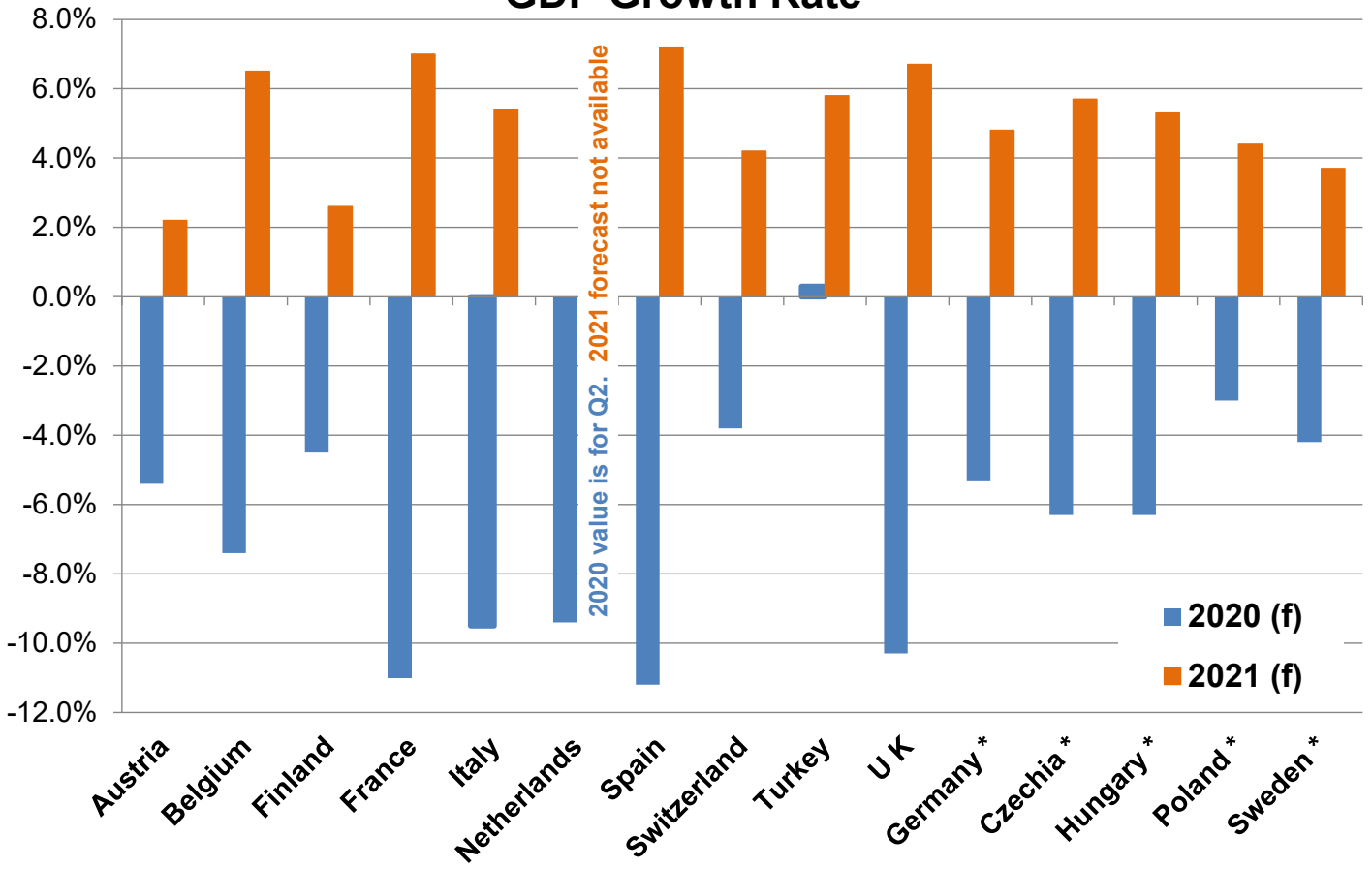
f Forecast

Country	Machine Tool Market (year on year % change)		Cutting Tool Market (year on year % change)	
	2020 (f)	2021 (f)	2020 (f)	2021 (f)
Austria	-4.5%	not available	-4.5%	not available
Belgium	-75%	10%	-25%	15%
Finland	-45%	not available	not available	not available
France	-50%	not available	-20%	not available
Italy	-40%	20%	-25%	25%
Netherlands	-49%	not available	-6%	not available
Spain	-43%	not available	-25%	not available
Switzerland	-30%	not available	-20%	not available
Turkey	15%	10%	20%	15%
U K	-24%	11%	-23%	10%
<i>Germany</i>	<i>-33%</i>	<i>20.0%</i>	<i>not available</i>	<i>not available</i>
<i>Czechia</i>	<i>not available</i>	<i>not available</i>	<i>not available</i>	<i>not available</i>
<i>Hungary</i>	<i>not available</i>	<i>not available</i>	<i>not available</i>	<i>not available</i>
<i>Poland</i>	<i>not available</i>	<i>not available</i>	<i>not available</i>	<i>not available</i>
<i>Sweden</i>	<i>not available</i>	<i>not available</i>	<i>not available</i>	<i>not available</i>

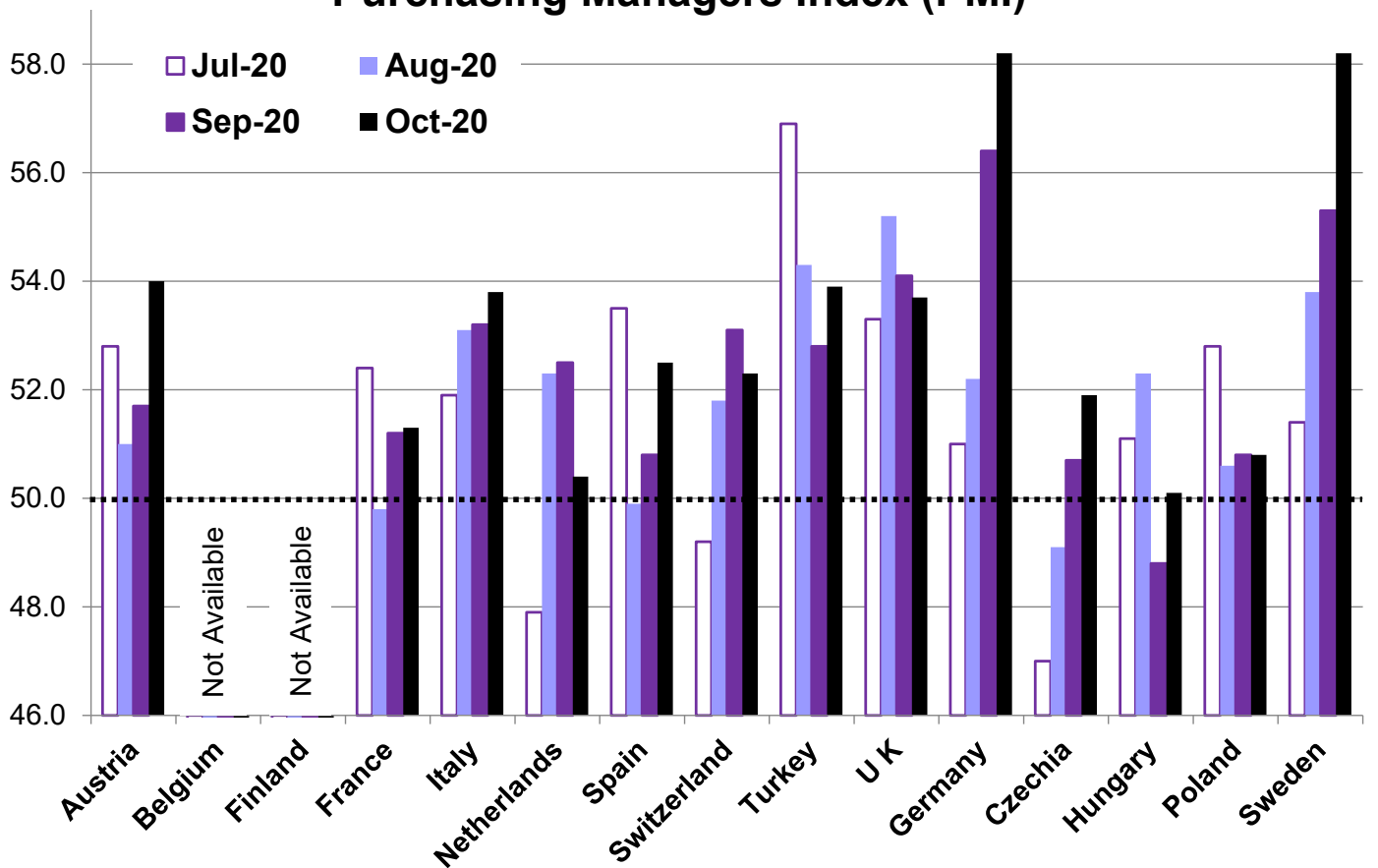
e Estimate

f Forecast

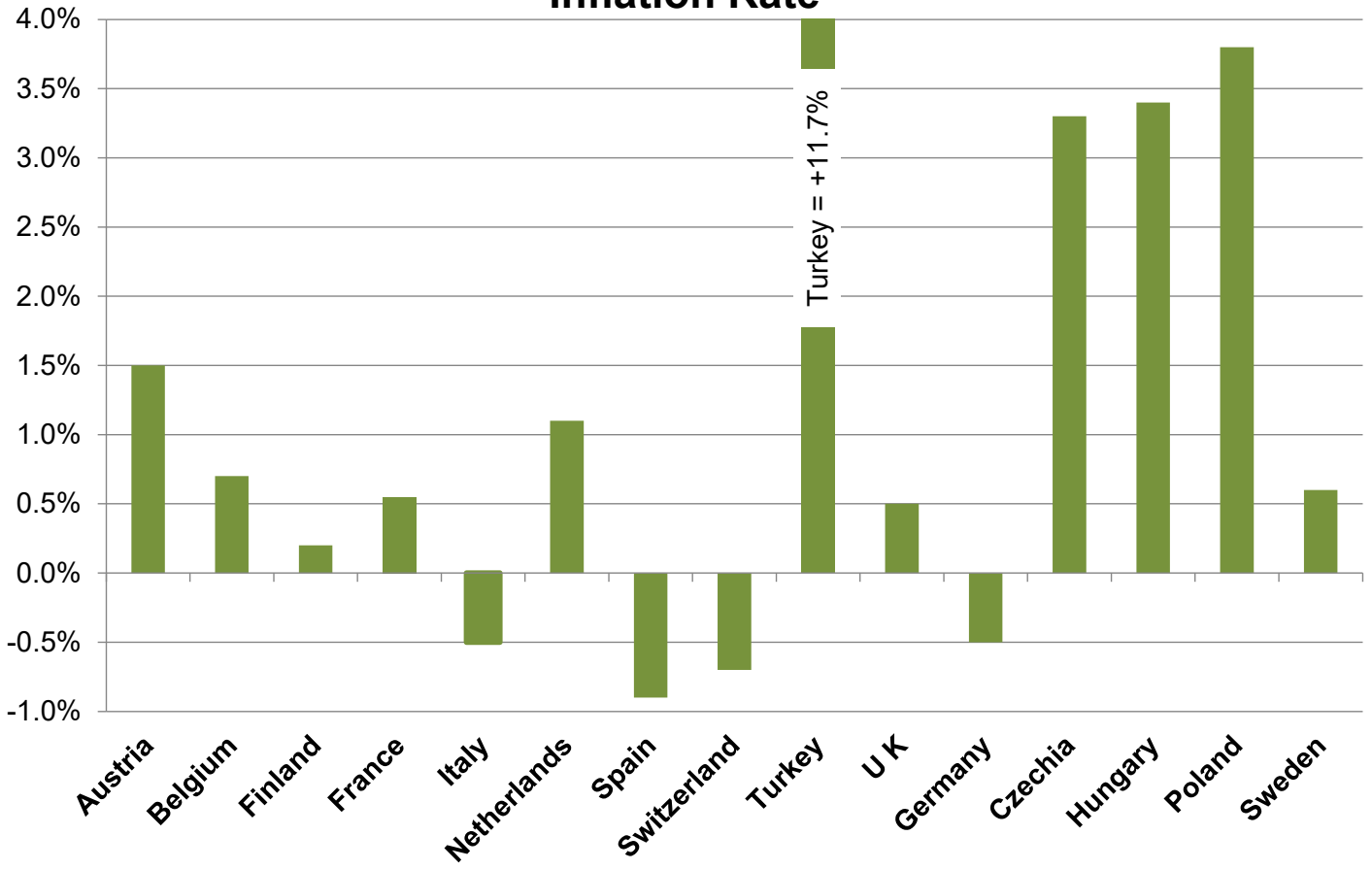
GDP Growth Rate



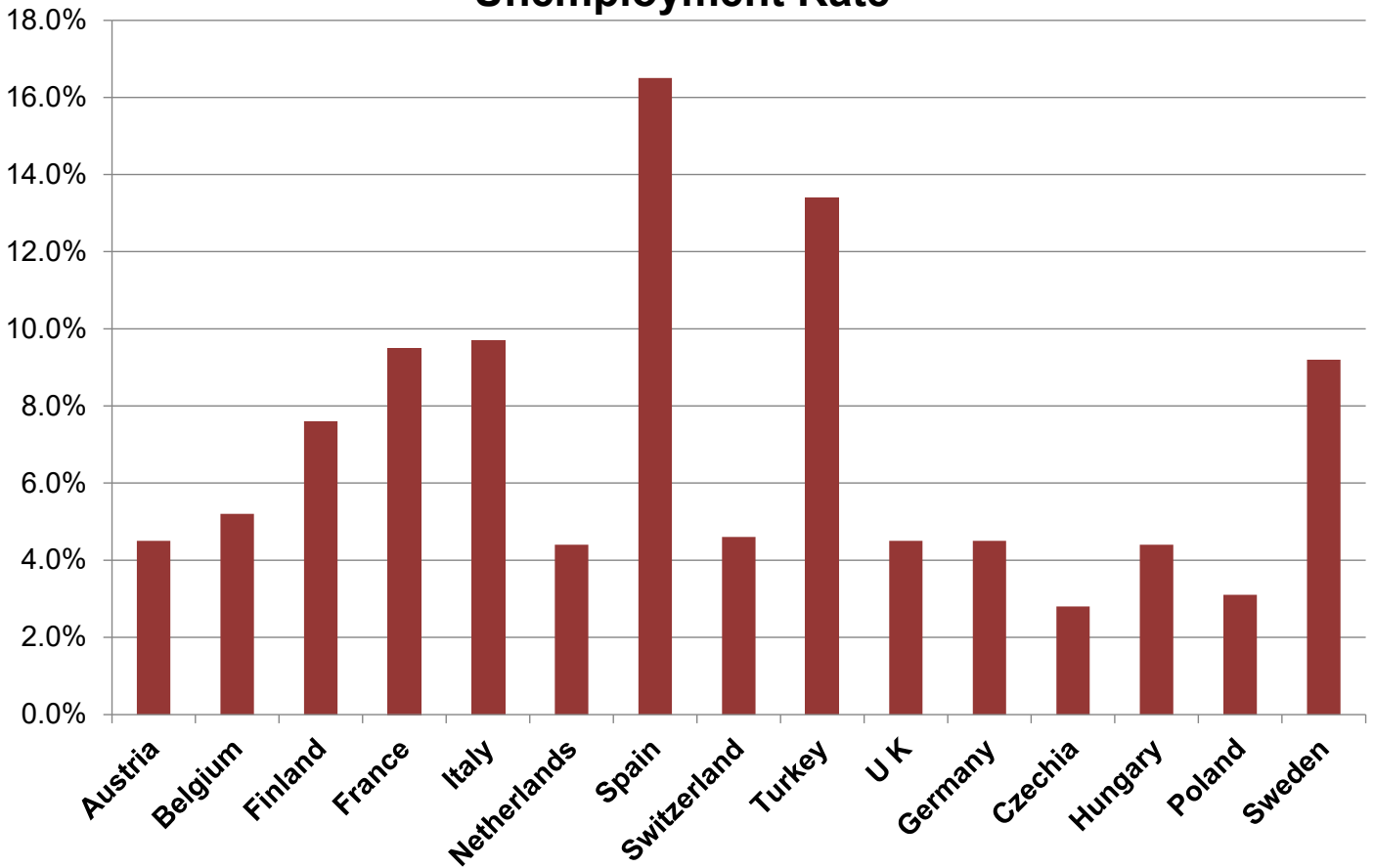
Purchasing Managers Index (PMI)



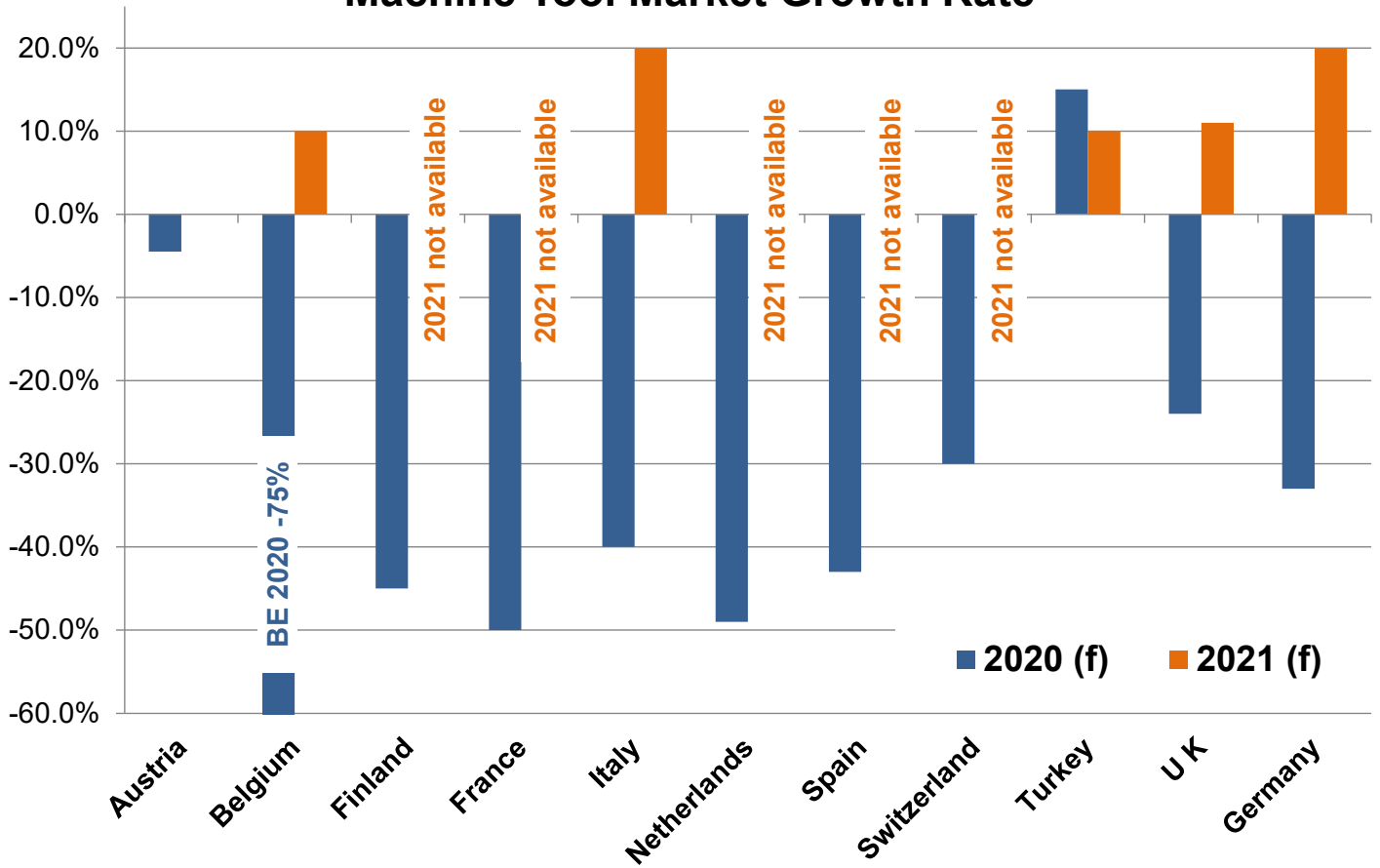
Inflation Rate



Unemployment Rate



Machine Tool Market Growth Rate



Cutting Tool Market Growth Rate

